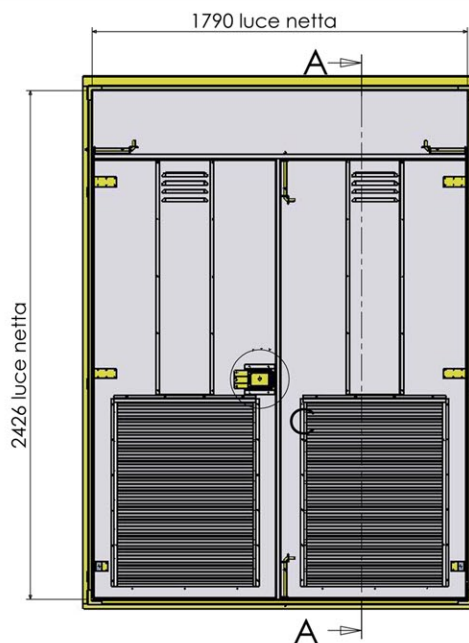
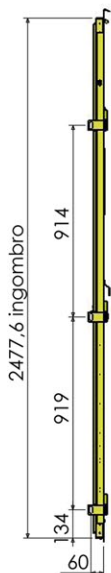
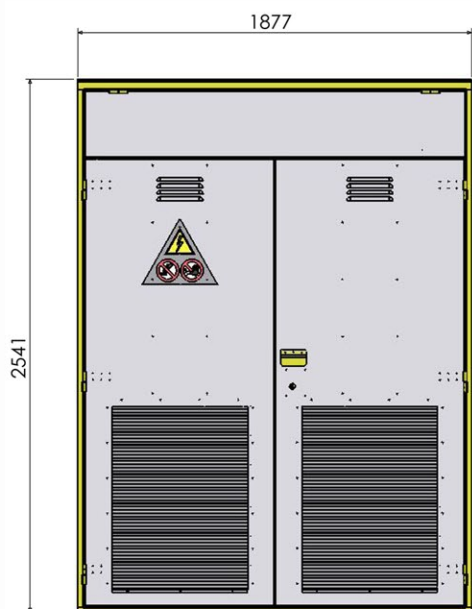


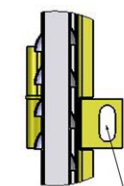
Porte metalliche per cabine elettriche  
Carpenteria metallica per minibox DG 2081  
Componenti per cabine elettriche



SEZIONE A-A  
SCALA 1:20

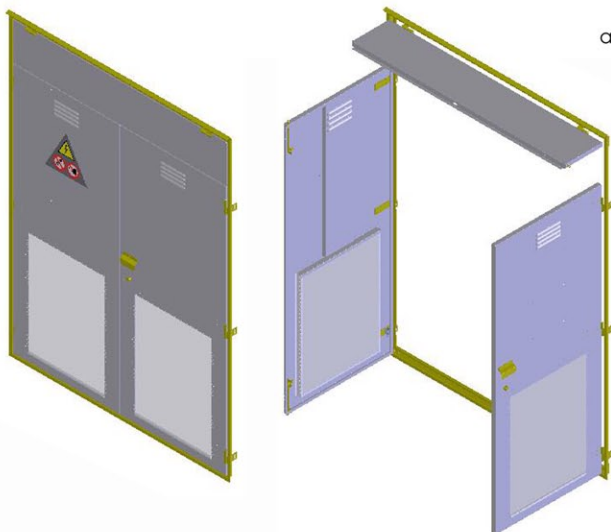
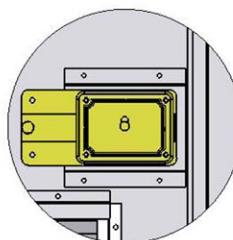


DETTAGLIO B  
SCALA 1:4



asola 15 x 35

DETTAGLIO C  
SCALA 1:5



**MC.180X250HB-SA**

Denominazione	PORTA 180 X 250 SERRATURA HB AERAZIONE SINGOLA
Foro cemento	mm 1842 x 2485
Luce interna telaio	mm 1790 x 2426
Aerazione	m <sup>2</sup> 1
Peso	Kg 124