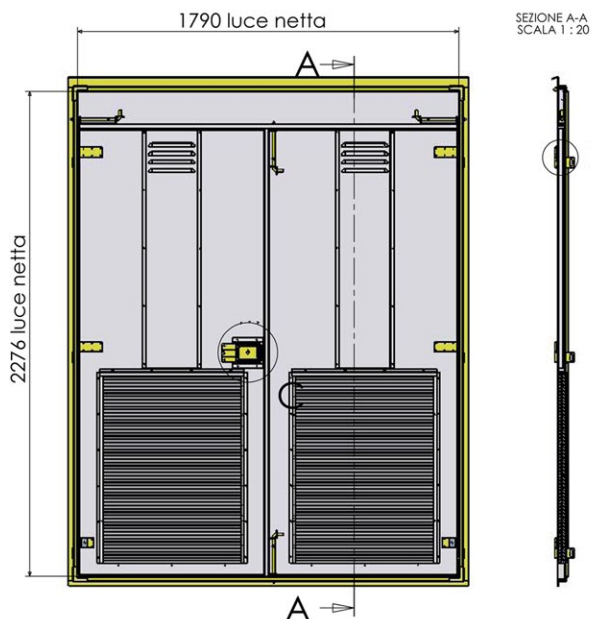
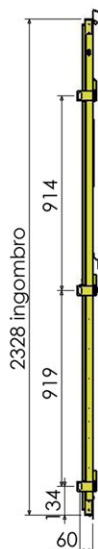
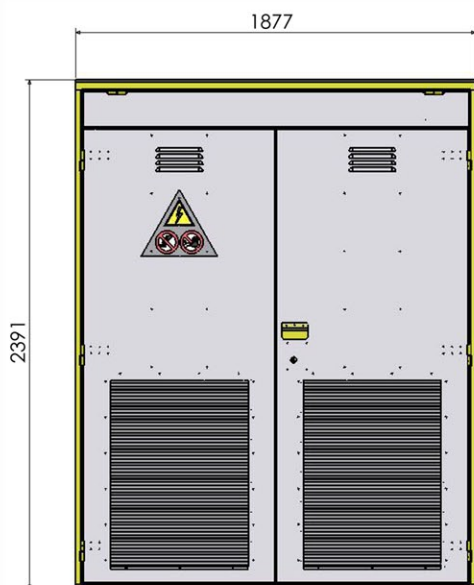



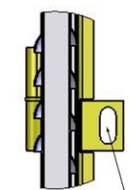
Porte metalliche per cabine elettriche
Carpenteria metallica per minibox DG 2081
Componenti per cabine elettriche



SEZIONE A-A
SCALA 1:20

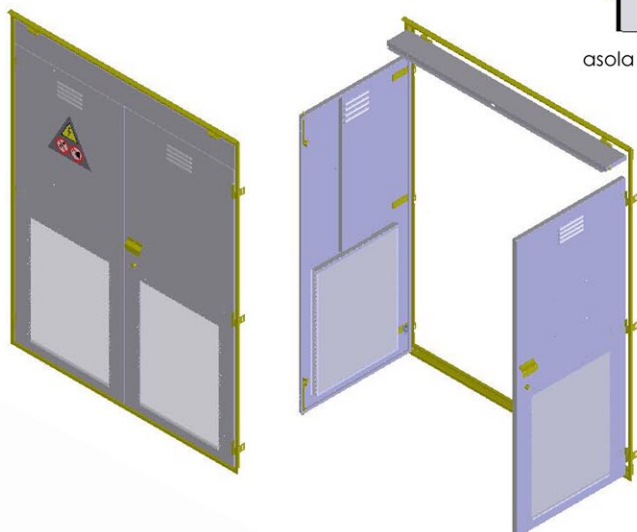
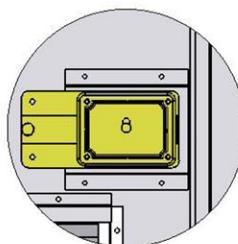


DETTAGLIO B
SCALA 1:4



asola 15 x 35

DETTAGLIO C
SCALA 1:5



MC.180X230HB SA

Denominazione	PORTA 180 X 230 SERRATURA HB AERAZIONE SINGOLA
Foro cemento	mm 1842 x 2335
Luce interna telaio	mm 1790 x 2276
Aerazione	m ² 1
Peso	Kg 118