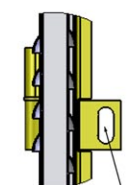
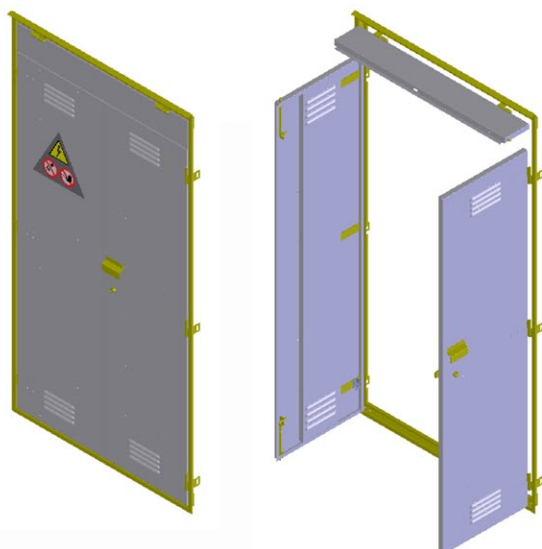
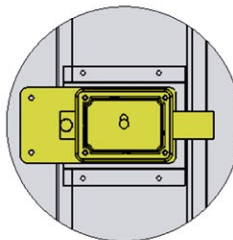


DETTAGLIO B
SCALA 1 : 4



asola 15 x 35

DETTAGLIO C
SCALA 1 : 5



MC.120X230HB

Denominazione	PORTA 120 X 230 SERRATURA HB
Foro cemento	mm 1210 x 2335
Luce interna telaio	mm 1158 x 2276
Aerazione	m ² 0
Peso	Kg 63