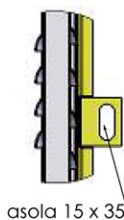
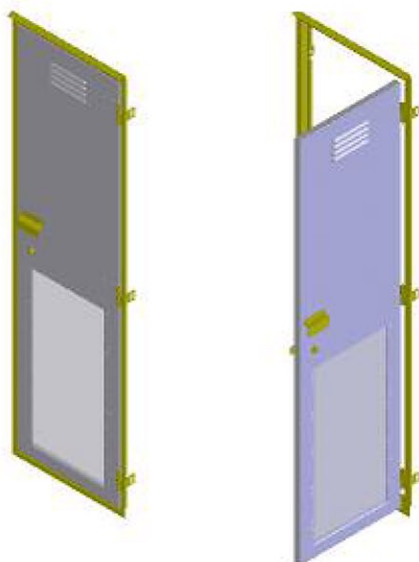
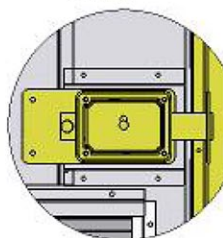


DETAGLIO B
SCALA 1:4



DETAGLIO C
SCALA 1:5



MC.060X215HBSA

Denominazione	PORTA 60 X 215 SERRATURA HB AERAZIONE SINGOLA
Foro cemento	mm 616 x 2160
Luce interna telaio	mm 564 x 2101
Aerazione	m ² 0.3
Peso	Kg 45